


MELTECA®



**Make it
your own.**

MELTECA DECORATIVE
PANELS COLOUR RANGE

Contents


- 01 Introduction to Melteca
- 02 Sustainability
- 04 Finishes and edging
- 05 Our products
- 06 Tones of New Zealand
- 08 Woodgrain Collection
- 18 Neutrals Collection
- 24 Industrial Elements & Bold Collection
- 28 The range
- 34 How it's made
- 35 Fire rating

Proudly NZ made for over 30 years, Melteca® panels offer you the perfect solution for creating exceptional interior spaces.

We're inspired by international trends and local lifestyles so you can trust that our highly durable, low maintenance and easy to clean range of decorative panels are the ideal choice.

For use at home or at work, Melteca covers the design spectrum. It's available in a wide variety of colours and finishes, crafted to work across a range of interior applications like cabinetry and shelving, through to commercial furniture and wall linings.

Melteca - make it your own.



SUSTAINABILITY

We all want to do the right thing when it comes to the environment. New Zealand made, responsibly sourced, and low emission; you've made a good choice with Melteca®.

Melteca is an excellent example of a high quality product focused on successfully reducing and reusing resources to minimise our impact on our natural environment.

Melteca has been awarded the Environmental Choice New Zealand certification. This is an independently run ecolabel owned by the Ministry for the Environment, distinguishing the greenest products in the New Zealand market.

Melteca is made in New Zealand at our Hamilton manufacturing plant following the best international environmental practices, and holding an enviable array of third party certifications for both the product itself and the way it is made. All the wood used in Melteca boards comes from New Zealand forests and has achieved FSC® certification, ensuring the wood comes from responsibly managed forests. Melteca is low in formaldehyde emission, especially on Lakepine MDF (E0).

Third party certifications provide transparency and assurance that you are choosing quality laminated panels which meet or often surpass rigorous industry testing and standards. Melteca also supports the New Zealand Green Building Council's Green Star and Homestar tools. Green Star is a rating system for the design, construction and operation of buildings, fitouts and communities; while Homestar measures the health, warmth and efficiency of New Zealand homes.

This all means you can bring your design ideas to life, confident in the knowledge the surfaces you have chosen have been made with a sustainable future in mind.

Environmental Choice and FSC® applies to Melteca Standard range on both particleboard and MDF (excluding FR).



Furniture, Fittings & Flooring
Licence No. 3208041

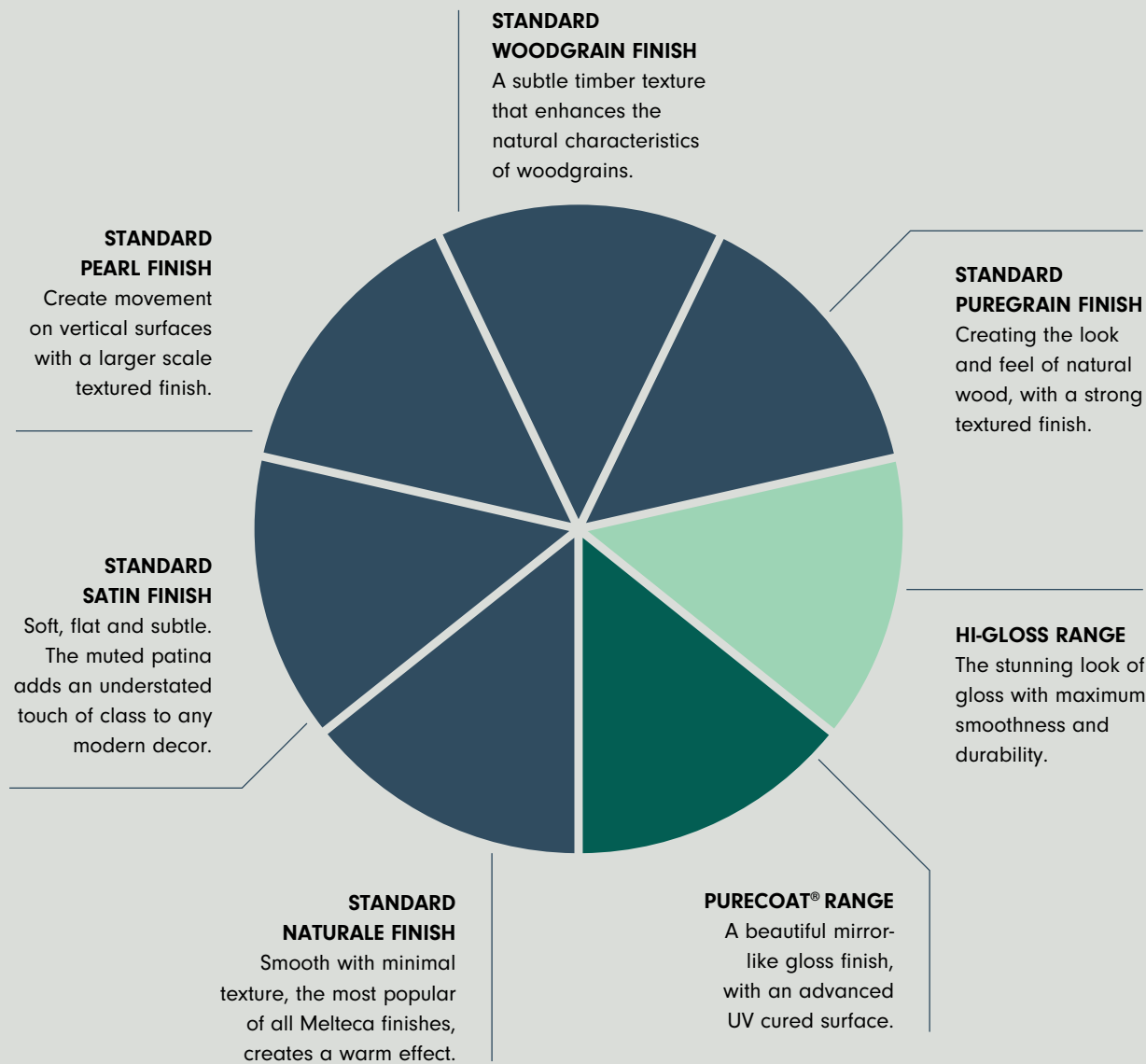


The mark of
responsible forestry

Finishes

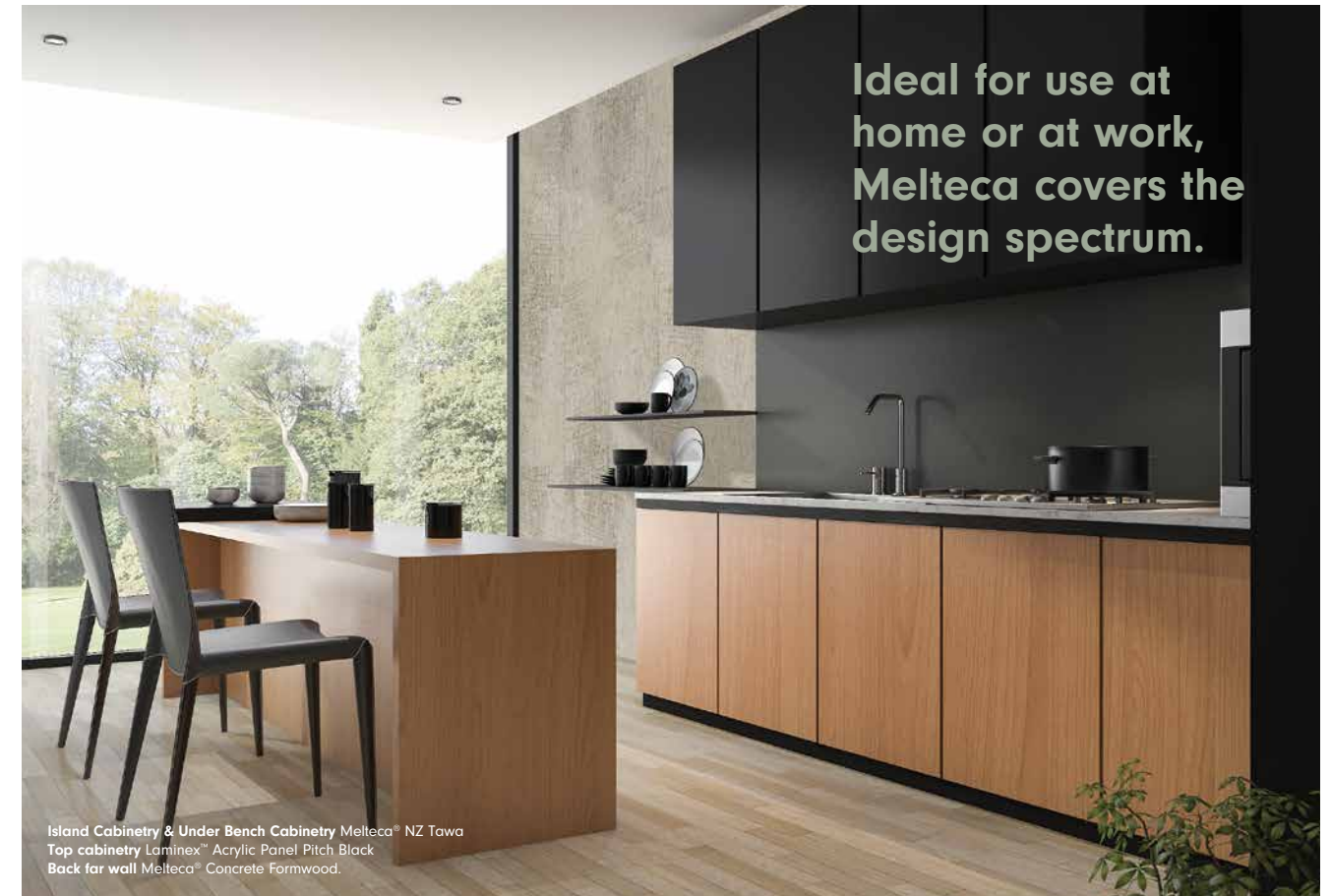
For good looks that you can feel as well as see, the finishes are just the start!

Melteca Standard range is available in a number of finishes, allowing you to add another dimension to your space, through both visual and tactile sensations. The Standard colour range is available in Naturale, Satin, Pearl, Woodgrain and Puregrain finishes. For an added touch of luxury the Purecoat and Hi-Gloss ranges will add a shine to a selected number of decors.



Edging

Matching edgetape is offered across the whole Melteca range. Laser edgetape is available in selected decors. For more information on our edging offer check out the Melteca Availability Guide on laminex.co.nz



Our Products



STANDARD RANGE

Melteca quality decorated panels are New Zealand's market leading low pressure laminate. Melteca

offers an extensive range of colours giving you variety and choice for your residential and commercial projects. The high durability and easy clean nature of the melamine surface makes Melteca ideal for the home and commercial environments.



HI-GLOSS RANGE

Add the stunning look of gloss and a touch of luxury to your space with Melteca Hi-Gloss. Melteca Hi-Gloss

is a more durable alternative to lacquer. Melteca Hi-Gloss is also suitable for any vertical surface where the maximum smoothness and reflectance of a gloss surface is important.



PURECOAT® RANGE

With a beautiful mirror-like finish, Melteca Purecoat panels let you craft spaces that reflect your inspiration

and create a real WOW factor. The advanced UV cured surface offers a higher level of scratch resistance when compared to traditional two pack paint systems, high gloss vinyl and high gloss acrylic panels. Melteca Purecoat panels are ideal for vertical applications such as drawers, cabinet doors, wall linings, and large feature panels.

JUMBO SHEETS

Our Jumbo Sheets colour range takes the hard work out of colour schemes for commercial spaces. The simple palette reflects current trends, combining prints and solids that are easy to mix and match. Colours come in a large sized decorated board (1830mm width). Check out the Melteca Availability Guide on the website for the range.

FIRE RETARDANT FOR WALL LININGS

The Standard Melteca range can be specified on a fire retardant substrate giving it a 1S fire rating and making it suitable for all wall linings where maximum fire resistance is important.

THE MELTECA ACRYLIC SOFT TOUCH range has been re-named Laminex Acrylic Panel. View the full Laminex Acrylic Panel range at laminex.co.nz

Tones of New Zealand Collection

INTRODUCING THE NEW MELTECA COLOUR RANGE INSPIRED BY NATURE AND THE BEAUTY OF OUR LANDSCAPE.




NEW
Smoked Birchply




NEW
Green Slate




NEW
Bayleaf




NEW
Winter Sky



NEW
Possum



NEW
Classic Oak




NEW
Spinifex



Back Wall cabinetry Melteca® Green Slate; Splashback Laminam® Kotan Beige; Benchtop Caesarstone® Raven™; Island Cabinetry Melteca® Classic Oak; Back Wall Lining Laminam® I Naturali Pietra di Savoia Grigia Bocciardata.

Woodgrain Collection

COLOURS, TEXTURES AND GRAINS DERIVED DIRECTLY FROM NATURE CREATE NATURAL AND TANGIBLE CONNECTIONS. INCLUDES STANDARD, HI-GLOSS AND PURECOAT RANGES.



Back wall & floor* Melteca® Rural Oak; Right wall Melteca® Malibu; Left plinth Melteca® White Painted Wood; Right plinth Melteca® Char blue; Sheets front to back Melteca® White Painted Wood, Melteca® Aged Walnut, Melteca® Provence Blue, Melteca® Blackened Elm; Wall cubes left to right Melteca® Char blue, Melteca® Planked Urban Oak, Melteca® Aged Walnut, Melteca® Iron Ore. For product styling guide see page 37. *Floor use for illustrative purposes only.



Wall & floor* Melteca® Rural Oak; Left plinth Melteca® White Painted Wood; Right plinth Melteca® Char Blue. *Floor use for illustrative purposes only.

Tame the elements with the Melteca Woodgrain Collection.

WOODGRAIN COLLECTION



White Painted Wood



Washed Timber



Alaskan



Bleached Wenge



Seasoned Oak



Whitewashed Oak



White Painted Wood



Washed Timber

Full sheets

WOODGRAIN COLLECTION



Waxed Maple



Dansk Maple



Affinity Maple



Raw Birch Ply



Refined Oak



Ash Woodline

Full sheets



Waxed Maple



Raw Birch Ply

Engineered from the ground up

Woodgrain accents find happy partners in warm greys, browns and greens with all of the benefits of highly durable, low maintenance surfaces.



Back Wall cabinetry Melteca® Classic Oak,
Cabinetry above Splashback Melteca® Possum;
Benchtop & Splashback Caesarstone® Primordia™.



Wall cabinetry Melteca® Planked Urban Oak;
Left and back wall lining Melteca® Char Blue.

WOODGRAIN COLLECTION



Spring Maple



Aged Ash



Sublime Teak



Rural Oak



Planked Urban Oak



NZ Tawa



Rural Oak



Planked Urban Oak

Full sheets

Pu - also available in Purecoat

WOODGRAIN COLLECTION



Classic Oak



Oiled Legno



Aged Walnut



Blackened Elm



Smoked Birchply



Blackened Legno




Cinnamon Ash



Salvaged Planked Elm



Charred Oak



Blackened Linewood



Jarrah Legno



Dark Oak



Classic Oak



Aged Walnut



Smoked Birchply



Burnished Wood

Full sheets

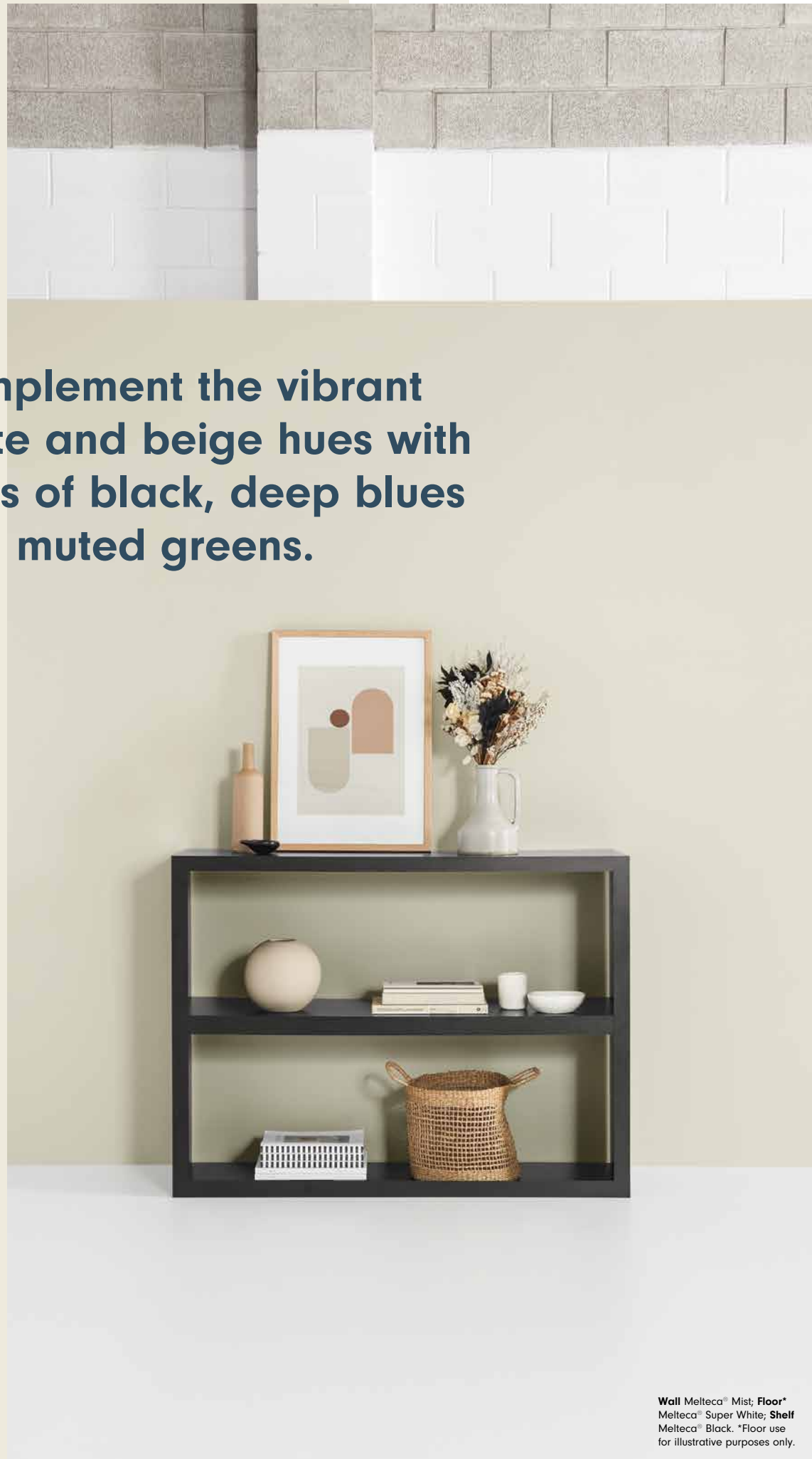
Neutrals Collection

RELAXED BY NATURE, UNCLUTTERED AND LIGHT, OUR NEUTRALS COLLECTION PROVIDES THE PERFECT BASE FOR EXPRESSING YOUR DESIGN PERSONALITY. INCLUDES STANDARD, HI-GLOSS AND PURECOAT RANGES.



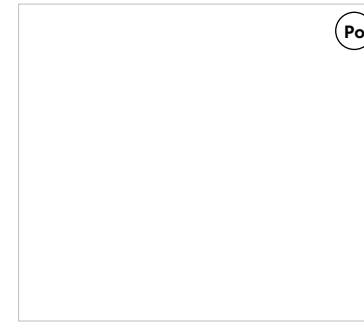
Back wall & floor* Melteca® Super White; Right wall Melteca® Mist; Sheets front to back Melteca® Warm White, Melteca® Oyster, Melteca® Streetlight, Melteca® Velveteen; Table Melteca® Ash white; Shelf Melteca® Black. For product styling guide see page 37. *Floor use for illustrative purposes only.

Complement the vibrant white and beige hues with bolts of black, deep blues and muted greens.



Wall Melteca® Mist; Floor* Melteca® Super White; Shelf Melteca® Black. *Floor use for illustrative purposes only.


NEUTRAL TONES




Frost




Super White




Snowdrift




Malibu




Warm White




Milk




Gentle Beige




Streetlight




Antique Wiluna White




Moleskin




Ash White



Baikal



Mist



Seal Grey

NEUTRAL TONES



Spinifex



Dawn Grey



Fog



Bayleaf




Possum




Velveteen



Green Slate



Iron Ore




Winter Sky




Storm




Char Blue



Bullet



Black



Ink Black



Tabletop Melteca® Aged Walnut; Wall inset Melteca® Aged Walnut; Back wall Laminex™ Acrylic Panel Pitch Black; Right wall lining Melteca® Dawn Grey.

Industrial Elements & Bold Collection

RAW MATERIAL INSPIRATION AND BOLD POPS OF COLOUR PROVIDE THE PERFECT INGREDIENTS FOR OUR INDUSTRIAL ELEMENTS & FEATURE SHADES COLLECTION. INCLUDES STANDARD, HI-GLOSS AND PURECOAT RANGES.


Wall Melteca® Concrete Formwood;
Table Melteca® Olympia Yellow.



INDUSTRIAL ELEMENTS & FEATURE SHADES



Olympia Yellow



Energise



Memphis Red



Juicy



Bliss Shitake




Concrete Formwood



Elemental Concrete



Rock Salt



Silver Strata



Smoke Strand



Oyster Linea



New Stainless Steel



Carbon Vapour



Concrete patinas form a solid foundation for the dramatic and unapologetic solids.

Back wall & floor* Melteca® Concrete Formwood; Right wall Melteca® Provence Blue; Wall cabinet Melteca® Energise; Left large plinth Melteca® Olympia Yellow; Right plinth Melteca® Washed Timber; Sheets front to back Melteca® Ironstone, Melteca® Seal Grey, Melteca® Baikal, Melteca® Storm. For product styling guide see page 37. *Floor use for illustrative purposes only.

INDUSTRIAL ELEMENTS & FEATURE SHADES



Provence Blue



Caribbean




Memphis Blue



Zincworks



Brushed Silver



Silver Vapour




Brushed Nickel



New Graphite



Bliss Cinder



Ironstone



Domain



Espresso Ligna

Tones of New Zealand Range



Cabinetry Melteca® Bayleaf
Benchtop Laminex™ Formica® Pure Mineralstone.



Bayleaf Possum Green Slate



Classic Oak Spinifex Winter Sky Smoked Birchply

Standard and Hi-Gloss Ranges

Hi - also available in Hi-Gloss HiO - available in Hi-Gloss only





Purecoat Range



Order samples

Samples are available across our entire range. Visit laminex.co.nz to order your samples today.

VISIT

laminex.co.nz

CALL

0800 999 939

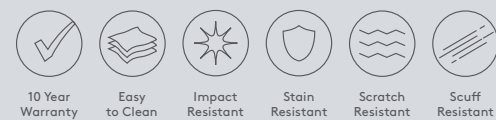
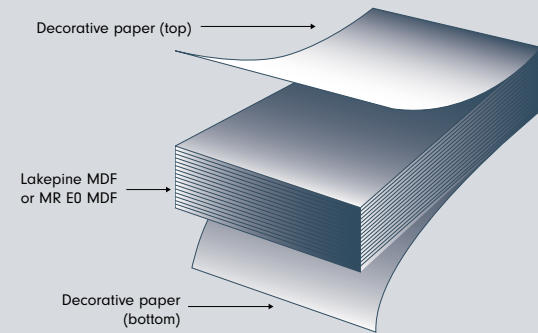


Shelving Melteca® Blackened Elm;
Wall lining Melteca® Concrete Formwood.

How it's made

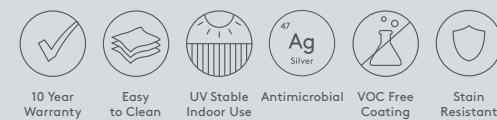
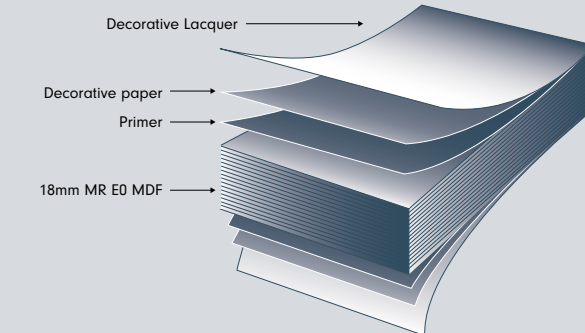
STANDARD

Technically speaking Melteca laminated panels consist of a tough melamine paper laminated to a substrate – either particleboard, MDF, MR E0 MDF or FRMDF.



PURECOAT

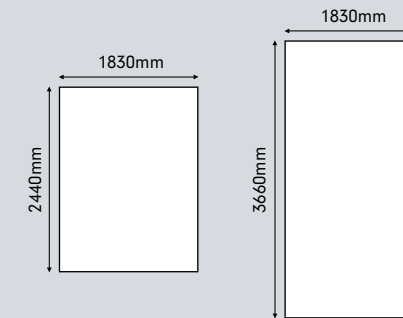
These mirror-like gloss finish panels are manufactured on only MR E0 MDF substrate. The decorative surface comprises a multi-layered paint system or a pressed melamine paper with a clear coating which is both fully cured using UV light. Melteca Purecoat utilises a urethane acrylate coating system.



JUMBO SHEETS

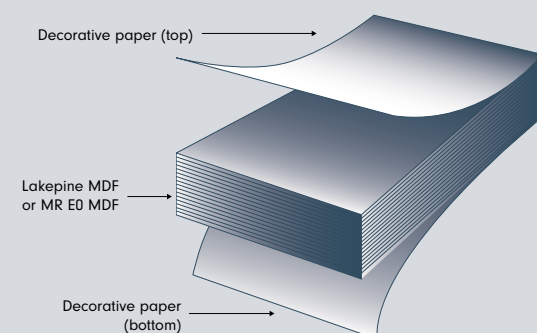
Jumbo sheet colours come in a large sized decorated board (1830mm width) perfect for commercial use and pressed on MDF. See availability chart on laminex.co.nz for what's available within range.

Available Jumbo Sheet size:
1830 x 2440mm
1830 x 3660mm



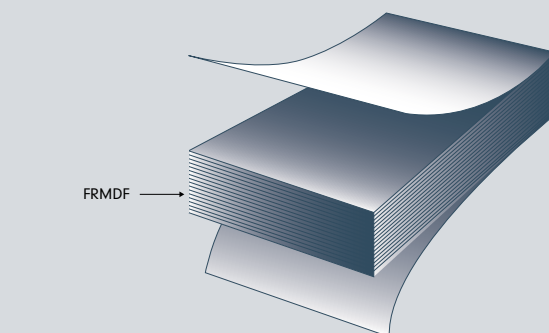
HI-GLOSS

Melteca Hi-Gloss panels are manufactured on a durable MR E0 MDF substrate giving it the ideal platform to be finished with a higher gloss level when pressing.



FIRE RETARDANT MELTECA WALL LININGS

If pressed on FR MDF Melteca returns a group 1S fire rating in accordance with the New Zealand Building Code Verification Method C/VM2 Appendix A.



Fire rating

FIRE TEST CLASSIFICATIONS

Cone Calorimeter test in accordance with ISO5660 and New Zealand Building Code Verification Method C/VM2 Appendix A.

The tests were carried out and data recorded according to the test procedure described in ISO 5660: (2002), Reaction-to-fire tests - Heat release, smoke production and mass loss - Part 1: Heat release rate, and Part 2: Smoke production rate.

Melteca Product	Group Classification	Fire Test Report
Standard	3	FH 5026
Standard Fire Retardant substrate	1S	FH 5030
Purecoat	3	16-004835

For information on panel sizes, care instructions, warranties and more please visit laminex.co.nz

Talk to us today

VISIT US

laminex.co.nz

CALL US

0800 303 606

SAMPLES

laminex.co.nz
or 0800 999 939

PRODUCT GUIDE

PAGE 02

Sustainability image

Plants and Pots plantandpot.nz;
Stoneware vase alexandcorban.co.nz

PAGES 08 - 10

Woodgrain Collection images

Floor vase boconcept.co.nz; **Bigola sofa** by **Nau** cult.co.nz; **Ghan rug** by **Armadillo & Co** theyvyhouse.co.nz; **Alba twin floor lamp** by **Oluce** ecc.co.nz

PAGES 18 - 20

Neutrals Collection image

Braid Weave rug by **Armadillo & Co** theyvyhouse.co.nz; **Solo chair** by **Mattiazzi** simonjamesdesign.com; **Bouquet** markantonia.com; **Circus pendant lamp** by **Innermost** ecc.co.nz; **Face flower pot** boconcept.co.nz; **Napkins (set of 4)**, **Organic Coast mug**, **Rustic plate**, **Forager bowl & serving tray** alexandcorban.co.nz; **Eva table lamp** by **Oluce** ecc.co.nz; **Woven basket (set of 3)** alexandcorban.co.nz

PAGES 24 - 26

Industrial Elements & Bold Collection images

Pedro Stool by **AnotherProject** simonjamesdesign.com; **Magis Puppy** ecc.co.nz; **Tosca Three Tier Stand** by **Yamazaki**, **Egg Cup and Saucer**, **Cait porcelain teapot**, **Cait water jug**, **Kinto stacking mug**, **Long spoons and forks** fatherrabbit.com; **Books** alexandcorban.co.nz; **Fez hall runner** by **Armadillo & Co** theyvyhouse.co.nz; **May Day table lamp** by **Flos** ecc.co.nz

Wall lining and slats Melteca® Raw Birch Ply; Wall footer lining Melteca® Winter Sky; Cabinetry and Desktop Melteca® Smoked Birchply; Desk partition, floating shelf and meeting room table Melteca® Spinifex; Flooring Laminam® Kotan Beige

MELTECA®

VISIT US

laminex.co.nz

CALL US

0800 303 606

SAMPLES

laminex.co.nz

or 0800 999 939

Cover image: **Back Wall cabinetry** Melteca® Green Slate; **Splashback Laminam™** Kotan Beige; **Benchtop** Caesarstone® Raven™; **Island Cabinetry** Melteca® Classic Oak; **Back Wall Lining Laminam®** I Naturali Pietra di Savoia Grigia Bocciardata.

The colours of the photographs and swatches depicted in this brochure are as close to the Melteca® range as modern photographic, lighting and printing processes allow. The colour/finish combinations shown are available at the time of publication, but are subject to availability and may be withdrawn at any time. Melteca® is no different from any other material in that darker colours and gloss finishes will always show scratches and superficial wear and tear more readily than lighter colours or lower gloss finishes. Such surfaces require more care and maintenance and Laminex New Zealand® recommends the use of laminate cleaning products (or mild household cleaning products). Please visit our website, laminex.co.nz, for specific care and cleaning information. Note that in certain lights or from different angles wipe down marks may be visible after cleaning. Melteca® should be protected from strong direct sunlight as continuous exposure may cause discolouration or fading to the surface over time. When ordering a decor for one job we recommend using the same sheet size (i.e. all 1220mm wide or 1830mm wide) due to the slight colour variances that can occur between different paper runs. Please obtain a copy of the terms and conditions of the Melteca® 10 Year Limited Warranty from Laminex New Zealand® or visit laminex.co.nz. This warranty is in addition to any rights that may exist under the Consumer Guarantees Act (1993). J008045 09/19

© Copyright Reserved 2019, Laminex New Zealand®, Melteca® is the registered trademark of Fletcher Building Products Limited trading as Laminex New Zealand®. Laminex New Zealand® is a trademark used under licence by Fletcher Building Products Limited trading as Laminex New Zealand®.

Laminex™
NEW ZEALAND