



BESTWOOD®

Melamine Catalogue

Practical never looked
so good.



Stylish, durable & affordable.

Bestwood Melamine is an easy-care surface with a large range of designs that cover all the bases.



10 Year
Warranty



Easy
to Clean



Scratch
Resistant



Matched
Edge Tape



Environmental
Choice

Contents

05	Introduction
	DESIGNS
07	New Additions
08	Light and Neutral Tones
16	Mid-tones
36	Dark Tones
50	Brights
	OPTIONS
55	Finishes
56	1800-wide Panels
57	Coloured cabinetry interiors
58	Edging
	CARE & WARRANTY
59	Care Instructions
60	Warranty
61	Online Help and Samples

A New Zealand Favourite

Bestwood Melamine has been a favourite of New Zealand interior designers, architects and joiners for nearly 40 years. The go-to surface for kitchen and bathroom cabinetry, residential and commercial joinery, it can take just about anything life throws at it.

Our range of easy care, pre-finished, double sided panels are available in a large range of designs, finishes and substrate options.

Bestwood Melamine has Environmental Choice NZ Certification, giving you assurance that this New Zealand made product leaves a minimal footprint. With a 10 year warranty you can be sure you are buying a product with a proven performance history.

New Additions

We've cherry picked the best of the European design trends and combined those with input from New Zealand's leading architects and designers to bring you nine gorgeous new designs.

Included are six stunning woodgrain designs that look incredible when paired with our new Timberland plate finish – a huge step up in realism in both touch and texture. Three additional designs have been chosen to complement both the woodgrains and each other. Make sure you check them out on the following pages.

DESIGNS

- 18 Vintage Ash
- 24 Honey Ash
- 28 Simply Eucalyptus
- 30 Classic Walnut
- 34 Alchemy
- 38 Patina
- 42 Indian Ink
- 44 Blackened Teak
- 48 Smoked Ash

FINISH

- 55 Timberland

Bestwood Melamine
Arctic Ice

Vikki Gorton
YellowFox



8



9


LET THERE
BE

Light

Classic and elegant, these light and neutral tone melamine designs add life and brightness to any interior décor.




Bestwood Melamine
Simply White
Dalman Architects
Christchurch



FEATHER WHITE

CLOUD WHITE

BRULEE



ARCTIC ICE

SIMPLY WHITE



LIMESTONE


MIST GREY



MOSS GREY

PAVEMENT

Bestwood Melamine
Perfect White



PERFECT WHITE



ARCTIC GREY

TITANIUM



ETCHED STONE

SUBTLE GREY

Bestwood Melamine
Coastal Elm

Melanie John
Stewart Scott Cabinetry

Jenny Harris
Design Front Interior Design
DW Homes




CAPE COD



COASTAL ELM



PERFECT OAK



WASHED MAPLE



WASHED OAK



MEET ME
IN THE

Middle

The mid-tone woodgrain designs in this palette offer a lovely textural and visual variation on solid colours, especially when pressed with our new, deeply textured Timberland finish.



Bestwood Melamine
Vintage Ash



NEW

1800
WIDE

VINTAGE ASH



Bestwood Melamine
Dusky Elm
Kristen Reid Design



MILAN PINE



TREBLE BEECH



DUSKY ELM





RANFURLY OAK



METHVEN OAK



TASMAN ELM





Bestwood Melamine
Honey Ash



HONEY ASH



Bestwood Melamine
Southern Oak

Julie Cooper
 Jalcon Homes



SOUTHERN OAK



BEST MAPLE

PERFECT TAWA



Bestwood Melamine
Simply Eucalyptus



NEW

SIMPLY EUCALYPTUS

NEW

30



31

Bestwood Melamine
Classic Walnut


CLASSIC WALNUT

Bestwood Melamine
Silver Haze

Christine Dawson
Mastercraft BOP



SILVER HAZE



URBAN



DAPPER GREY



Bestwood Melamine
Alchemy



NEW

ALCHEMY



Bestwood Melamine
Carbon & Southern Oak

Sophia Cole
Yellowfox



VENTURE
INTO THE

Dark

Add some richness to your interior with one of these stunning, darkly toned decors. A mix of solid, woodgrain and patterns that work equally well as the hero, or the support act.




Bestwood Melamine
Patina



PATINA



Bestwood Melamine
Charred Oak
Vikki Gorton
Yellowfox for ZB Homes



CHARRED OAK



BLACK



CARBON



ETCHED GRAPHITE



NEW

ALCHEMY



NEW

42



43

Bestwood Melamine
Indian Ink

Bestwood Melamine
Alchemy

INDIAN INK



Bestwood Melamine
Blackened Teak



NEW

BLACKENED TEAK



Bestwood Melamine
Fiordland Elm
Mathew Cole
Royale Kitchens



PEWTER HAZE



CORONET BEECH



DARK OAK



FIORDLAND ELM



NEW



Bestwood Melamine
Smoked Ash

SMOKED ASH




BRIGHT
AND

Breezy

When you need a burst of colour
to liven things up, these fab four
are just the trick.

Bestwood Melamine
Best Blue



SIMPLY RED



BEST BLUE



PERFECT ORANGE



GO GREEN



Finishes

Because we make our melamine panels to order, we can offer a choice of finish textures for any colour in our range – this is applied when the melamine paper is heat-pressed onto an MDF or particleboard substrate.

With the introduction of our Timberland plate we now have five finish options across all our colours. A gloss or gloss-plus finish is available on Arctic Ice only.



TIMBERLAND

See and feel the difference with our deeply textured and realistic Timberland finish. Available over all colours in the Bestwood range, it looks superb on all our woodgrain decors, but also when pressed on darker colours such as Black or Carbon.

Not available in 1800 wide.



EMBOSSED

A lightly textured orange-peel-like surface with good scratch resistance.



VELVET

A delicate, low sheen eggshell surface.



WOODGRAIN

A natural grain texture simulating that of timber.

Not available in 1800 wide.



WILDERNESS

A textured grained surface with a linear timber effect.

Not available in 1800 wide.

Think Big

With 1800 wide panels

For commercial projects such as office desking or for wall panelling, our 1800-wide panel may be a more economic option than our standard 2440 x 1220mm size.

Bestwood offers seven colours in a wider 2440 x 1830 panel or 1830 x 1830 panel. These can be pressed on four different thicknesses – 12mm, 16mm, 18mm and 20mm. Note that Arctic White is designed primarily for the interior of drawers and shelves, and priced accordingly. It does not form part of our colour melamine offer.



ARCTIC WHITE

MIST GREY

BLACK



WASHED OAK

PERFECT OAK



VINTAGE ASH

PERFECT TAWA

Standard 2440 x 1220 panels are available across the entire Bestwood Melamine range. All our New Zealand-made MDF panels are rated EO for formaldehyde and come in a range of thicknesses. Our particleboard is rated E1. To check panel sizes and thicknesses, just visit the Technical Resources page of the Bestwood website.

Beautiful on the inside too...

The demand for coloured cabinetry interiors has been growing strongly. Catering for this is our Etched Graphite design with a scratched metal effect that has been matched to Hettich hardware and which is priced below our standard colour range.



Embraced by some of New Zealand's leading designers as a refreshing change away from white, coloured melamine interiors, especially woodgrains, provide a more family-friendly and practical surface.

Bestwood Edging

Bestwood has its own range of matched edging for every colour in the Bestwood Melamine range. Thinner is better when it comes to edge tape and we offer an expanded range of 1mm edging plus laser edgetape for selected colours.

To view what's available for any specific colour, either click on the colour swatch on the melamine page of our website, or use the edging filter at the top of the page. A full edging chart can be viewed or downloaded from the Technical Resources page of our website at www.bestwood.co.nz



Care Instructions

Bestwood Melamine is easy to care for and daily cleaning requires no more than a wipe with a damp cloth and hot soapy water. For tougher stains we recommend trying:

Substance	Remedy
Wine	Hot soapy water
Rust	Diluted vinegar or lemon juice
Shoe polish	Diluted vinegar or lemon juice
Oven cleaner	Hot soapy water
Tea	All-purpose surface cleaner
Foodstuffs	All-purpose surface cleaner
Fabric dye	Cold water, wipe dry, then use methylated spirits
Felt pen	Methylated spirits or acetone
Paint/glue	Acetone
Heavy wax & grease	Xylene
Hair/leather Dye	Methylated spirits

- After using the solutions recommended, always wipe with a damp cloth, then a dry cloth.
- Never use abrasive cleaners or abrasive cleaning cloths, such as wire wool scourer pads, copper cleaner pads or sandpaper on your Bestwood Melamine surfaces.
- We also recommend caution in using bleach and alcohol -based cleaners. Dilute bleach (1 part bleach/ 3 parts water).

Warranty

Bestwood Melamine is made here in New Zealand with back-up for any issues close at hand. It's a very durable surface and we offer a 10 year warranty – subject to normal use conditions. To view a full copy of the warranty, please download from our website at www.bestwood.co.nz

LIMITATIONS OF USE

Bestwood Melamine is designed for interior use only and should not be used in areas where it will be exposed to high moisture levels i.e. as an exterior wall lining, or wet areas in regular contact with water. It is not suitable for benchtops in kitchens and bathrooms.



60

Bestwood Melamine
Charred Oak

Vikki Gorton
Yellowfox

Online Help & Samples

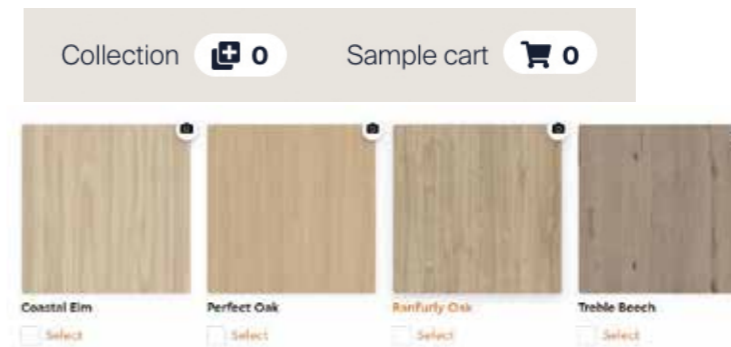
At bestwood.co.nz our digital front door is open 24/7. You can view our entire melamine range, order samples, view or download technical documents and more.

Here's some features you may find handy.

1. ORDER SAMPLES OR CREATE A COLLECTION

Just use the tick box below any swatch to add it to your Sample Cart or add it to a Collection. Use the checkout cart at the top of the page to have our Samples team despatch your samples to you at no cost.

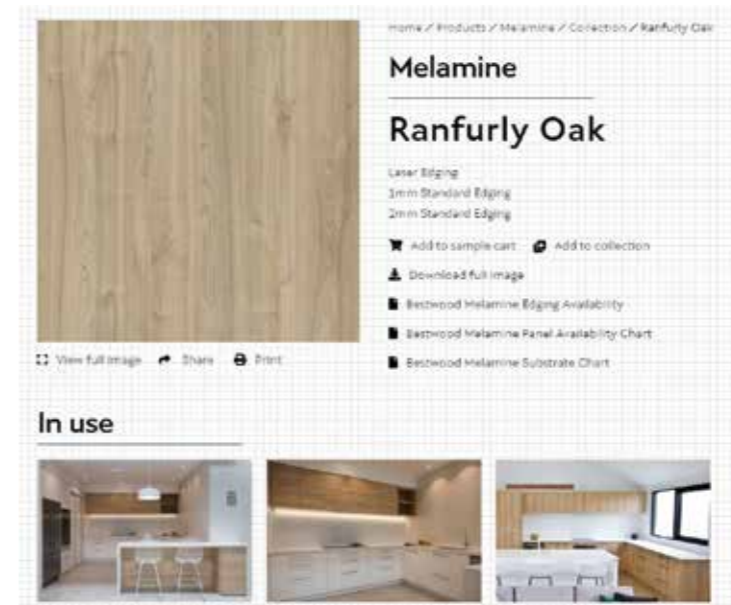
You can also 'add to your 'Collection' any relevant swatches, images or technical documentation. From your Collection you can download or share the information with anyone you choose.



61

2. VIEW INSTALLATION IMAGES

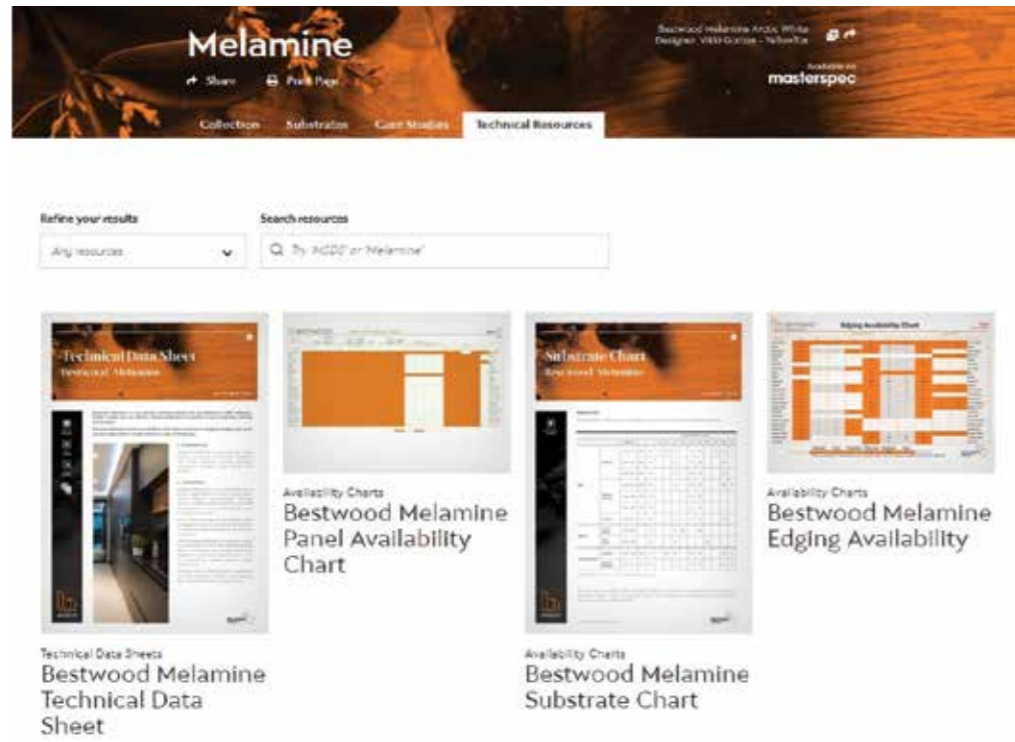
If you see a camera icon on top of the swatch, it means installation images exist for that colour. Just click on the swatch to view these and any additional information about that melamine. You can also download a high resolution image of the full design to use for 3D renders in design programs.



Online Help & Samples (cont)

3. COMPREHENSIVE TECHNICAL RESOURCES

Accessible from either the main Technical Resources page or the Melamine product page, you can select which technical resource you need using the filters at the top. Our resources are always current and feature Technical Data Sheets, MSDS, warranty information, brochures, availability charts, board and folder layouts and other associated information.



Where to get more help

Bestwood sells its products to the joinery industry through a range of joinery and hardware merchants – you can locate a supplier by using the search function on the Contact page of our website.

If you're a design professional wanting assistance, then please contact one of our experienced specification managers - details of our team are on the website. Samples can be easily ordered online via the melamine colours page of our website.




Email sales@bestwood.co.nz
0800 866 678







ARCTIC ICE




PERFECT WHITE




LIMESTONE




SIMPLY WHITE



FEATHER WHITE



CLOUD WHITE



BRULEE



MIST GREY



MOSS GREY



PAVEMENT



ARCTIC GREY



ETCHED STONE



TITANIUM



SUBTLE GREY




WASHED OAK



CAPE COD




COASTAL ELM



PERFECT OAK



WASHED MAPLE



VINTAGE ASH




HONEY ASH



RANFURLY OAK



BEST MAPLE



PERFECT TAWA



SIMPLY EUCALYPTUS



MILAN PINE



ALCHEMY




TREBLE BEECH



DUSKY ELM




METHVEN OAK




SOUTHERN OAK



CLASSIC WALNUT



TASMAN ELM



URBAN



SILVER HAZE



DAPPER GREY



PEWTER HAZE



SMOKED ASH



CORONET BEECH



BLACKENED TEAK



INDIAN INK



ETCHED GRAPHITE



PATINA



CHARRED OAK



FIORDLAND ELM



CARBON



DARK OAK



BLACK



SIMPLY RED




BEST BLUE



PERFECT ORANGE



GO GREEN



Bestwood Melamine
Blackened Teak



10 Year
Warranty



Easy
to Clean



Scratch
Resistant



Matched
Edge Tape



Environmental
Choice



sales@bestwood.co.nz

www.bestwood.co.nz

0800 866 678